


~ FIELD DUG BALL SIZE SPECS ~




14" or 16" Basket
14"-16" w x 12" h
75 - 100 lbs.

Taxus & Globes (15" & 18")
Upright Juniper (up to 42")
Arborvitae (36" & 42")
Buring Bush (18" & 24")
Boxwood (15" & 18")



18" Basket
BLUE
18" w x 14" h
155 lbs.

Globes (24")
Burning Bush (30" & 36")
Arborvitae (42")




20" Basket
ORANGE
20" w x 16" h
210 lbs.

Arborvitae (4")
Burning Bush (42")




22" Basket
WHITE
22" w x 17" h
300 lbs.

Upright Yew (4")
Hemlock & Spruce (4")
Arborvitae (5")




24" Basket
RED
24" w x 19" h
375 lbs.

Evergreens (5")
Trees (1 1/2")
Serviceberry (5")




26" Basket
YELLOW
26" w x 21" h
475 lbs.

Evergreens (5' & 6')
Trees (1 3/4")
Serviceberry (6")



28" Basket
BLUE
28" w x 22" h
575 - 650 lbs.

Evergreens (6")
Trees (2")
Serviceberry (7")




32" Basket
ORANGE or RED
32" w x 24" h
875 - 950 lbs.

Evergreens (7' & 8")
Trees (2 1/2" - 3")
Serviceberry (8")

**** NEW since 2009 ****

36" & 38" Basket (36" to 38" w x 25" to 28" h) - 1000 to 1500 lbs. Trees (3", 3 1/2", 4", 4 1/2")

IMPORTANT : *These specs should be used as a guide only.
Actual measurements and weights may vary.*



Johnston's Evergreen Nursery, Inc.

9865 WALES ROAD ERIE, PA 16510
johnstonplants.com

PHONE: (814) 897-1900 FAX: (814) 897-9800
EMAIL: sales@johnstonplants.com



IMPORTANT : *These specs should be used as a guide only. Actual measurements and weights may vary.*

Container Size	#1	#1.5	#2	#3	#5	#5 S	#7	#7 S	#10	#10 S	#15	#20	#25
Width	6.5"	7.5"	9"	10.5"	12"	12"	13.5"	14"	16"	16"	17.5"	17"	20"
Height	6.5"	7"	8.5"	9.5"	8"	10.5"	10"	12"	11"	15"	12"	17"	18"
Ave. Weight	3 lb.	5 lb.	10 lb.	15 lb.	15 lb.	25 lb.	30 lb.	35 lb.	50 lb.	75 lb.	75 lb.	100 lb.	125 lb.